

Fig. 10. Enkel kruishout.

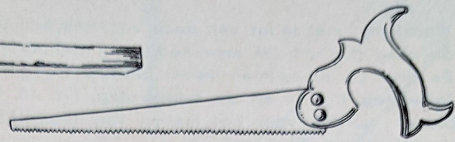


Fig. 15. Schrobzaag.

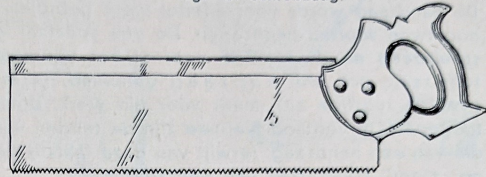


Fig. 14. Toffelzaag. *KAPZAAG*

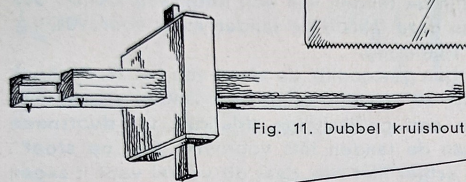


Fig. 11. Dubbel kruishout.




Fig. 13. Handzaag.

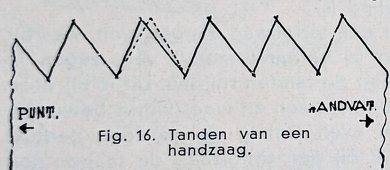


Fig. 16. Tanden van een handzaag.



Fig. 18. Tanden van een toffelzaag.

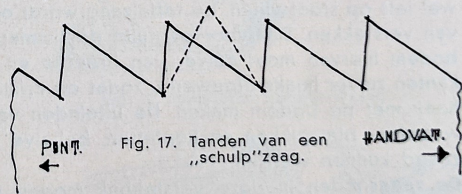


Fig. 17. Tanden van een „schulp“zaag.

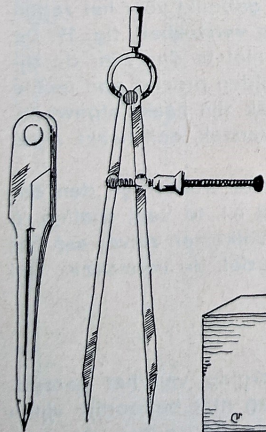


Fig. 12. Steek- en voegpasser.

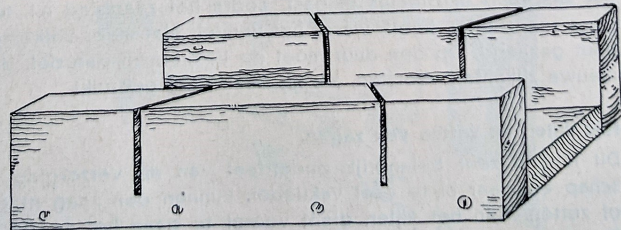


Fig. 19. Verstekbak.

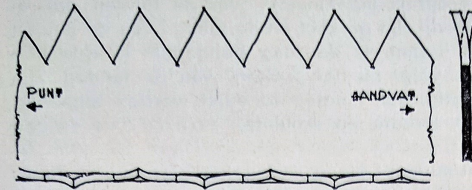


Fig. 23. Recht gevijlde tanden.

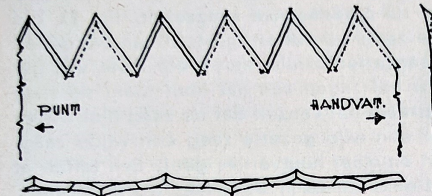


Fig. 24. Schuin gevijlde tanden.

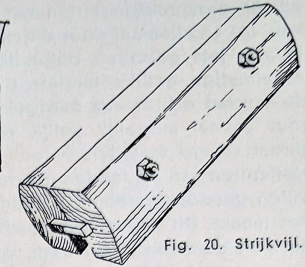


Fig. 20. Strijkvijl.

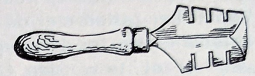


Fig. 21. Gewone zaagzetter.

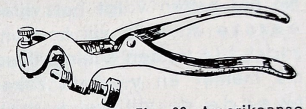


Fig. 22. Amerikaanse zaagzetter.

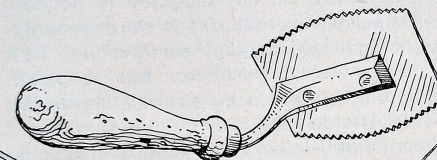


Fig. 26. Stootbordenzaagje of finerzaagje.

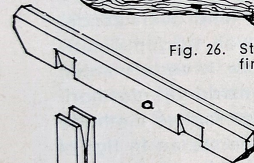


Fig. 25. Zaagstoel.

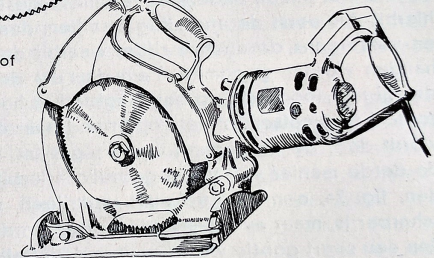


Fig. 27. Elektrische handcirkelzaag.

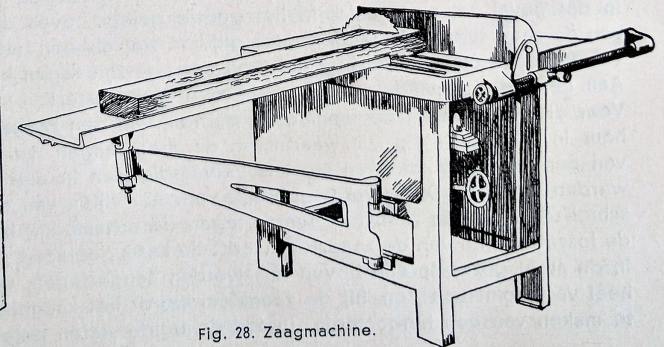


Fig. 28. Zaagmachine.

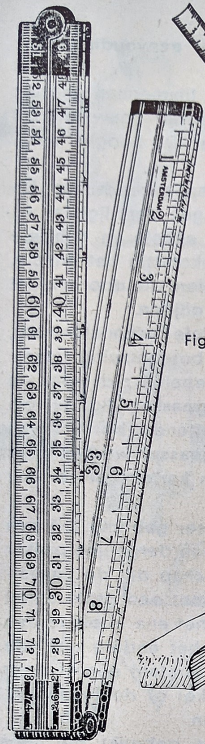


Fig. 1. Timmermansduimstok.

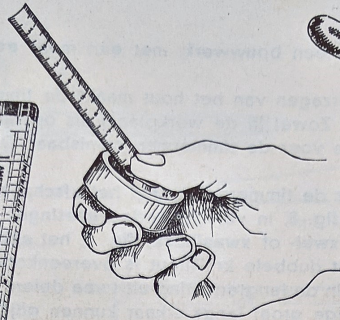


Fig. 2. Stalen oprolbare zakduimstok.

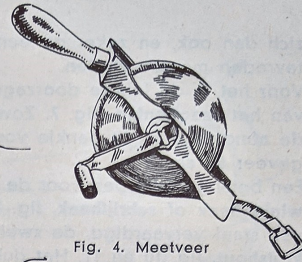


Fig. 4. Meetveer.

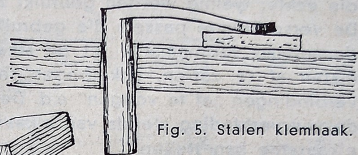


Fig. 5. Stalen klemhaak.

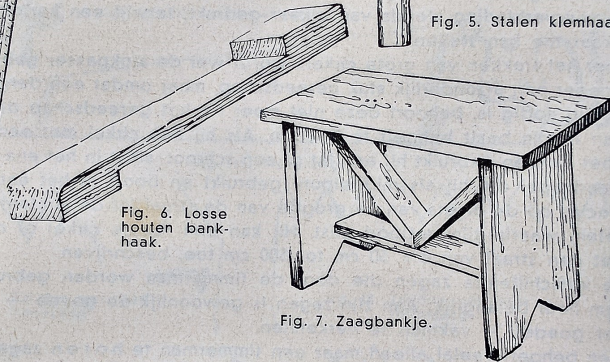


Fig. 6. Losse houten bankhaak.

Fig. 7. Zaagbankje.




Fig. 3. Werkbank voor één persoon.

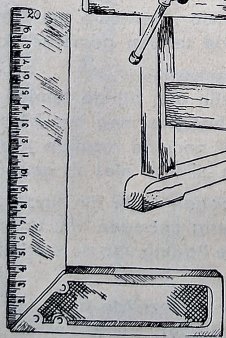


Fig. 8. Winkelhaak of schrijfhaak.

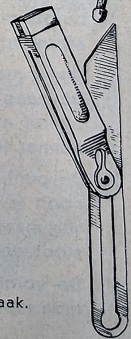


Fig. 9. Zweihaak.




Fig. 29. Kettingzaag.

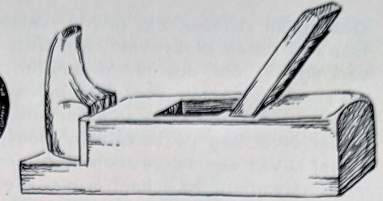


Fig. 30. Ruwe of enkele blokschaaf.

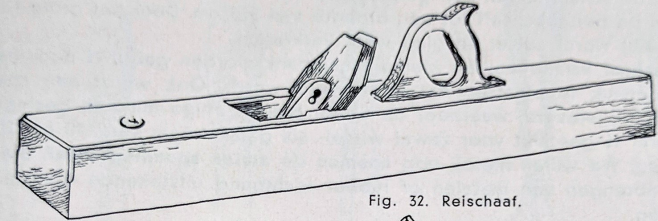


Fig. 32. Reischaafer.

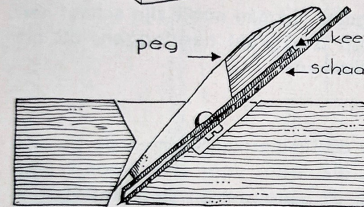


Fig. 31. Zoete of dubbele blokschaaf.




Fig. 34. Rondschaaf.

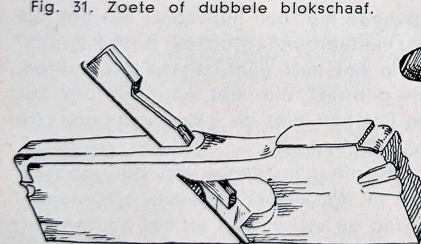


Fig. 33. Boorschaaf.

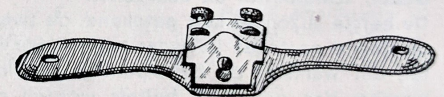


Fig. 36. Spook- of spaakschaaf.

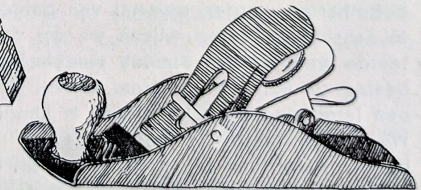


Fig. 37. Stalen blokschaaf.

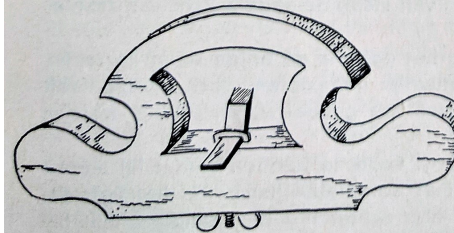


Fig. 35. Grondschaaf.

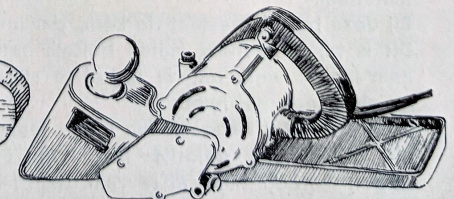


Fig. 38. Machinale blokschaaf.

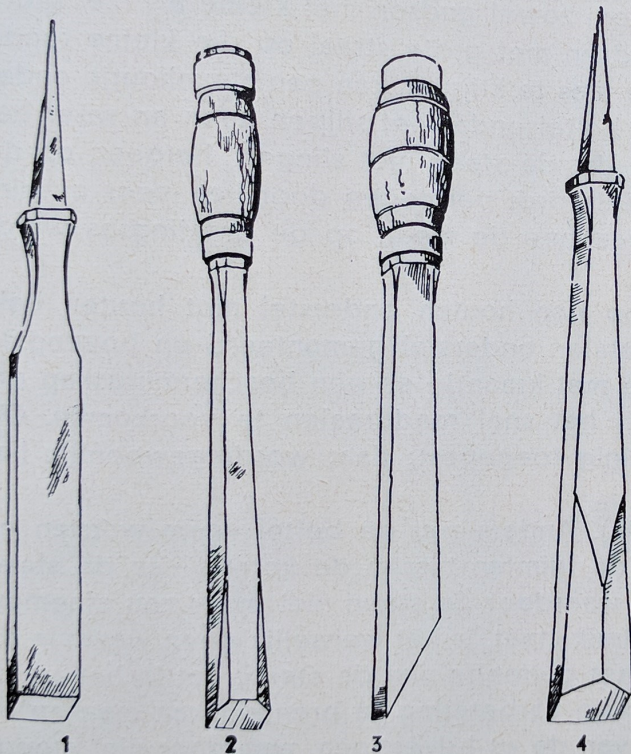


Fig. 39. 1. Steekbeitel $\frac{1}{8}$ " tot $2\frac{1}{2}$ " breed;
 2. Hak- of vermoorbeitel $\frac{3}{8}$ " tot 2" breed;
 3. Schietbeitel $\frac{1}{16}$ " tot $\frac{3}{8}$ " breed;
 4. Kantbeitel $\frac{1}{8}$ " tot 2" breed.

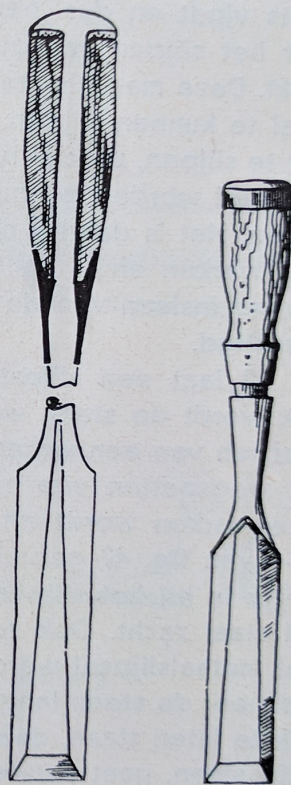


Fig. 40. Amerikaanse Stanley steekbeitel.

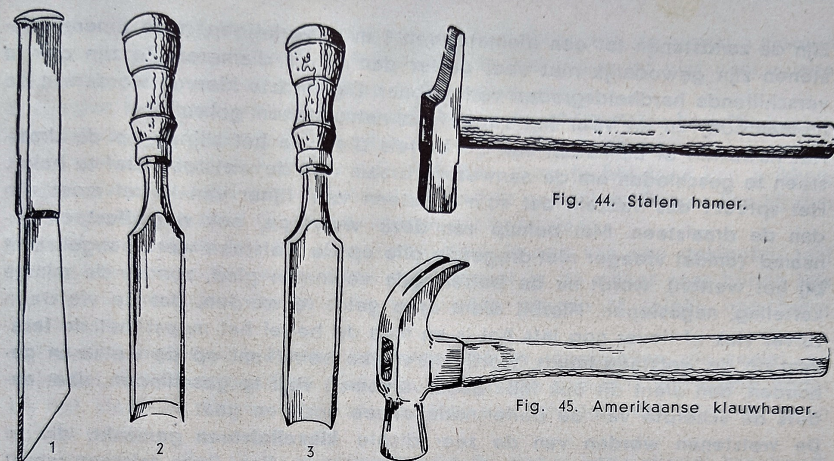


Fig. 44. Stalen hamer.

Fig. 45. Amerikaanse klauwhamer.

Fig. 41. 1. Scharnier- of knierbeitel 1-6 mm dik; 2. Steekguds $\frac{1}{8}$ " tot 2" breed; 3. Vermetguds $\frac{1}{8}$ " tot 2" breed.

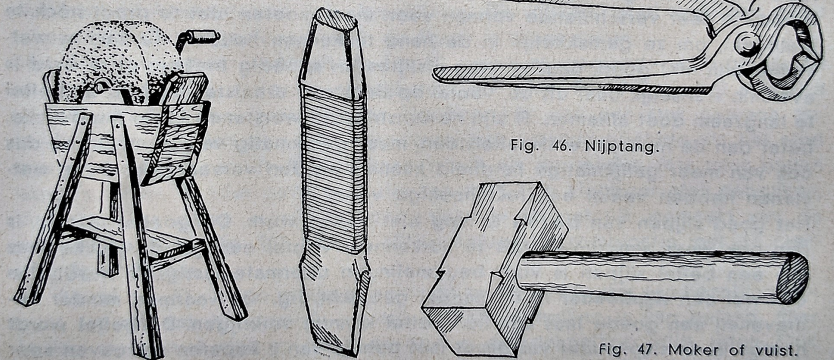


Fig. 46. Nijptang.

Fig. 42. Slijpsteen.

Fig. 49. Breekijzer.

Fig. 47. Moker of vuist.



Fig. 43. Slijphouder.

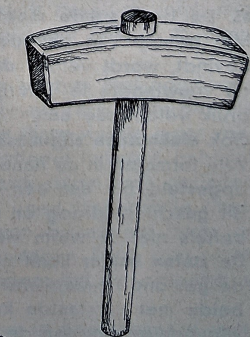
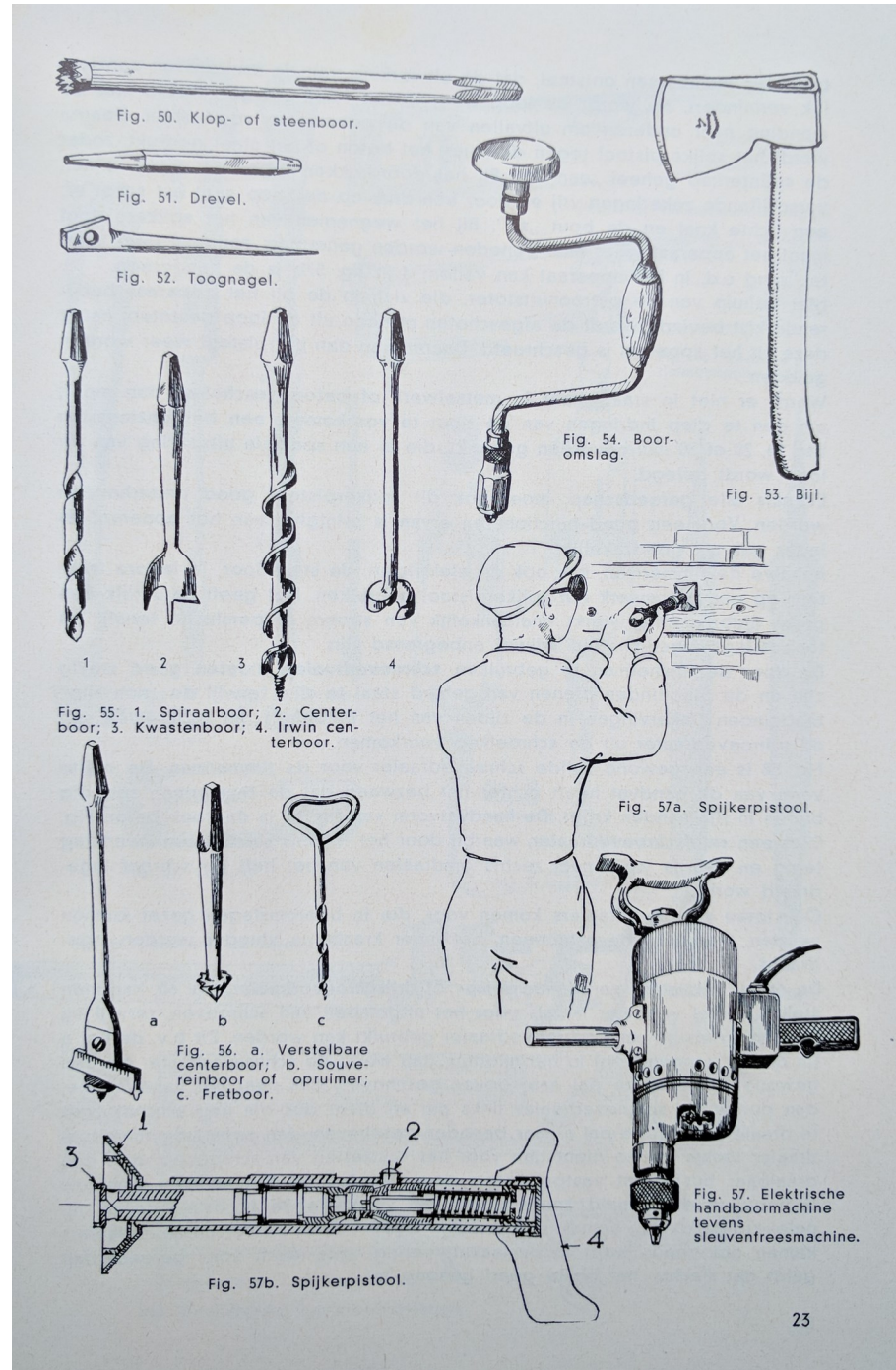
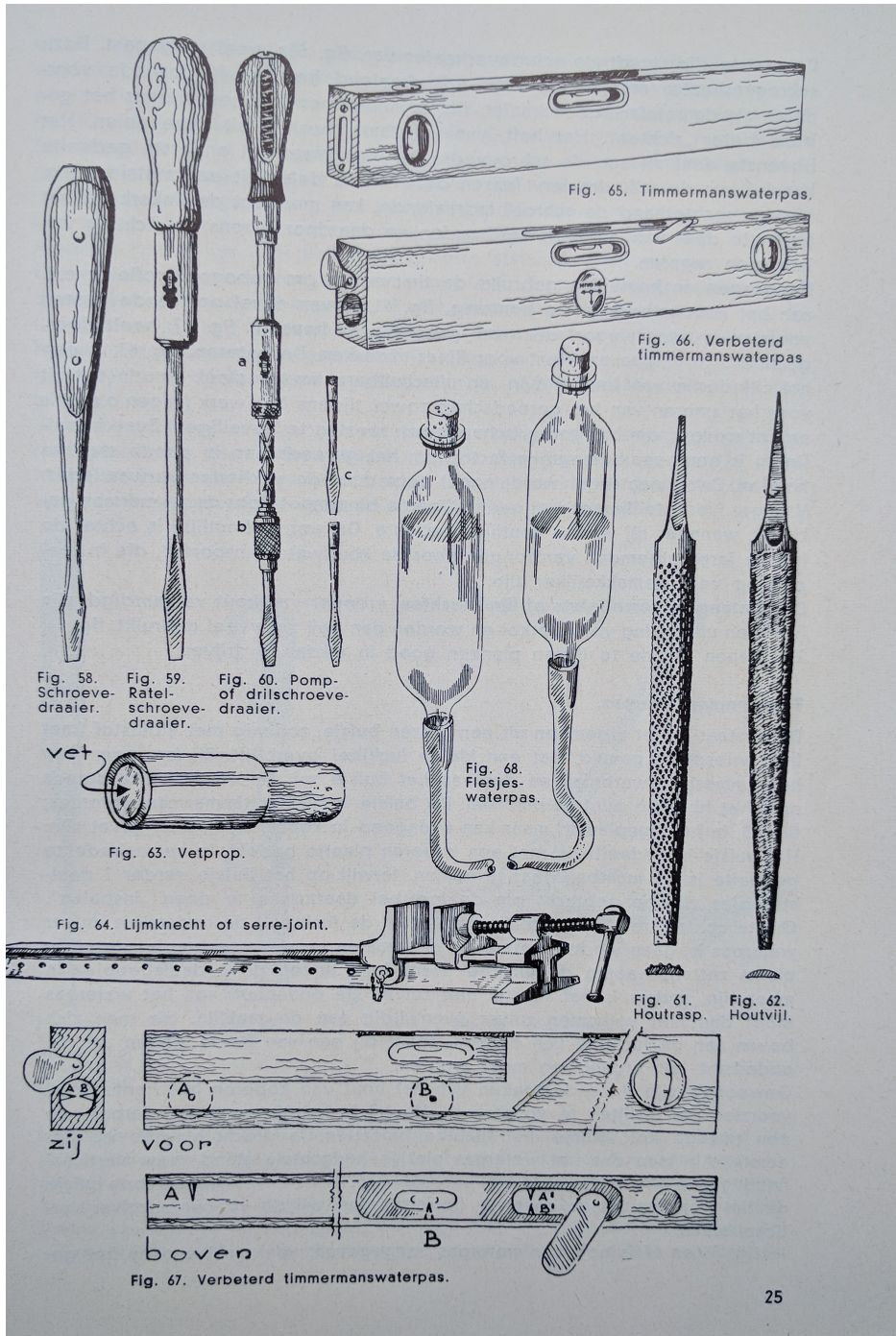


Fig. 48. Houten hamer.



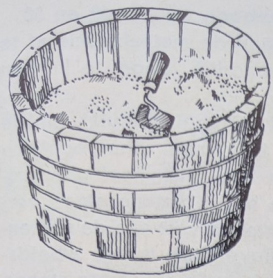


Fig. 85a. Houten kalkkuip.




Fig. 85b. Stalen kalkkuip.

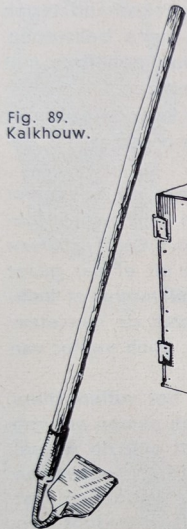


Fig. 89.
Kalkhouw.




Fig. 88. Grindschop.

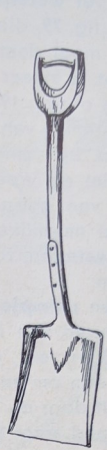


Fig. 86.
Bats.



Fig. 87.
Kalkschop.

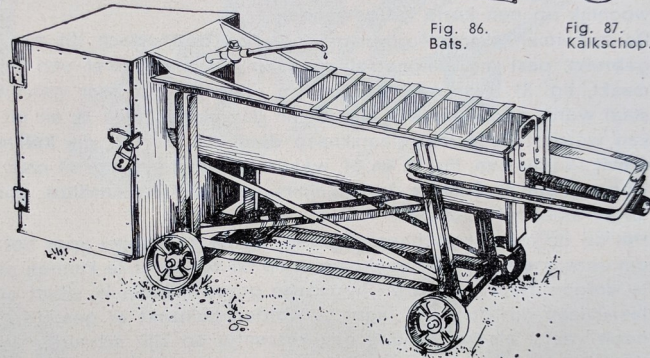


Fig. 90. Kalkmolen.



Fig. 92. Stalen mortelkruiwagen (80 l inhoud)



Fig. 91. Speciemolen, tevens betonmolen.

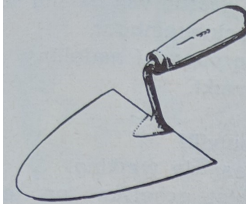


Fig. 71. Metseltroffel.

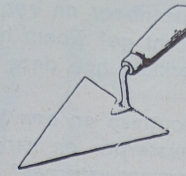


Fig. 72. Pleistertroffel.

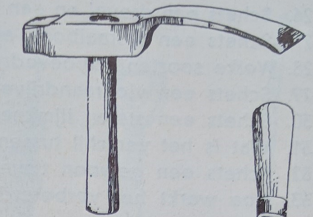


Fig. 73. Kaphamer.




Fig. 74. Sabel.



Fig. 75. Voegspijker.




Fig. 76.
Voegmes.




Fig. 77. Pannenaanstrijker.

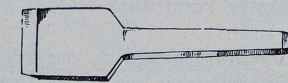


Fig. 78. Voegbeitel.

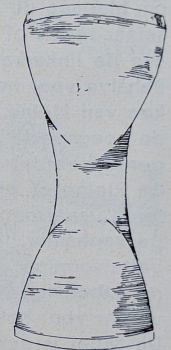


Fig. 79. Bikijzer.



Fig. 81. Houten
metselaarsknaap.

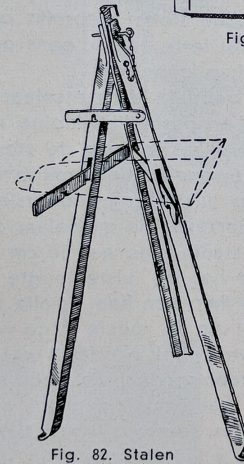


Fig. 82. Stalen
metselaarsknaap.



Fig. 80. Koetje met duimpje.

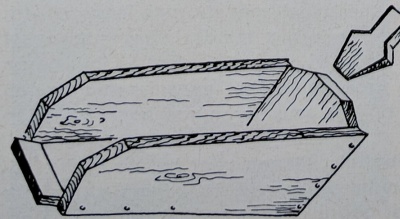


Fig. 83. Kalkmouw met reutel.

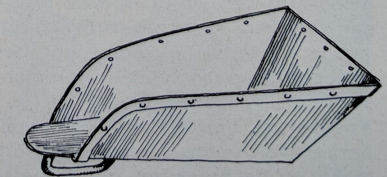
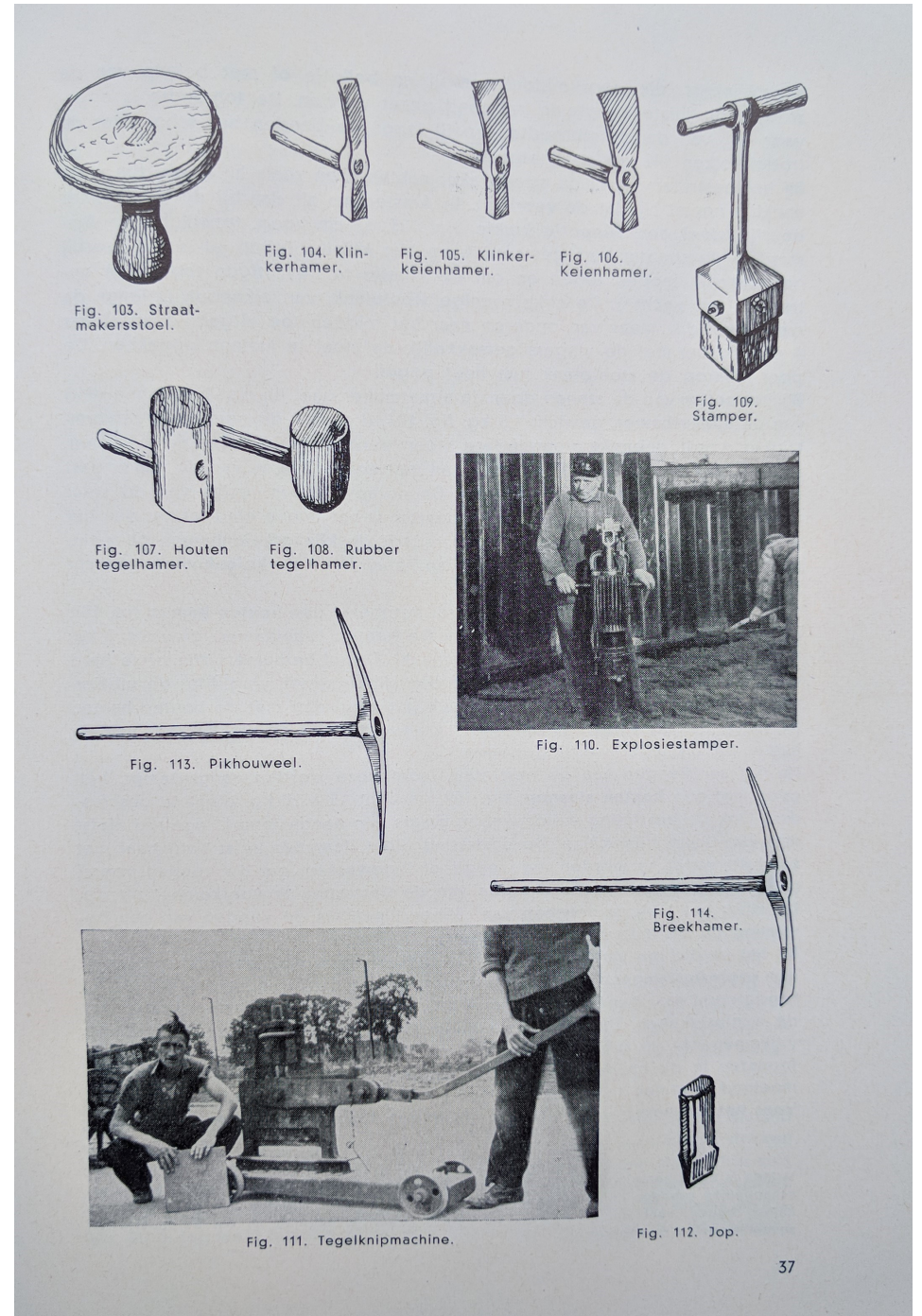
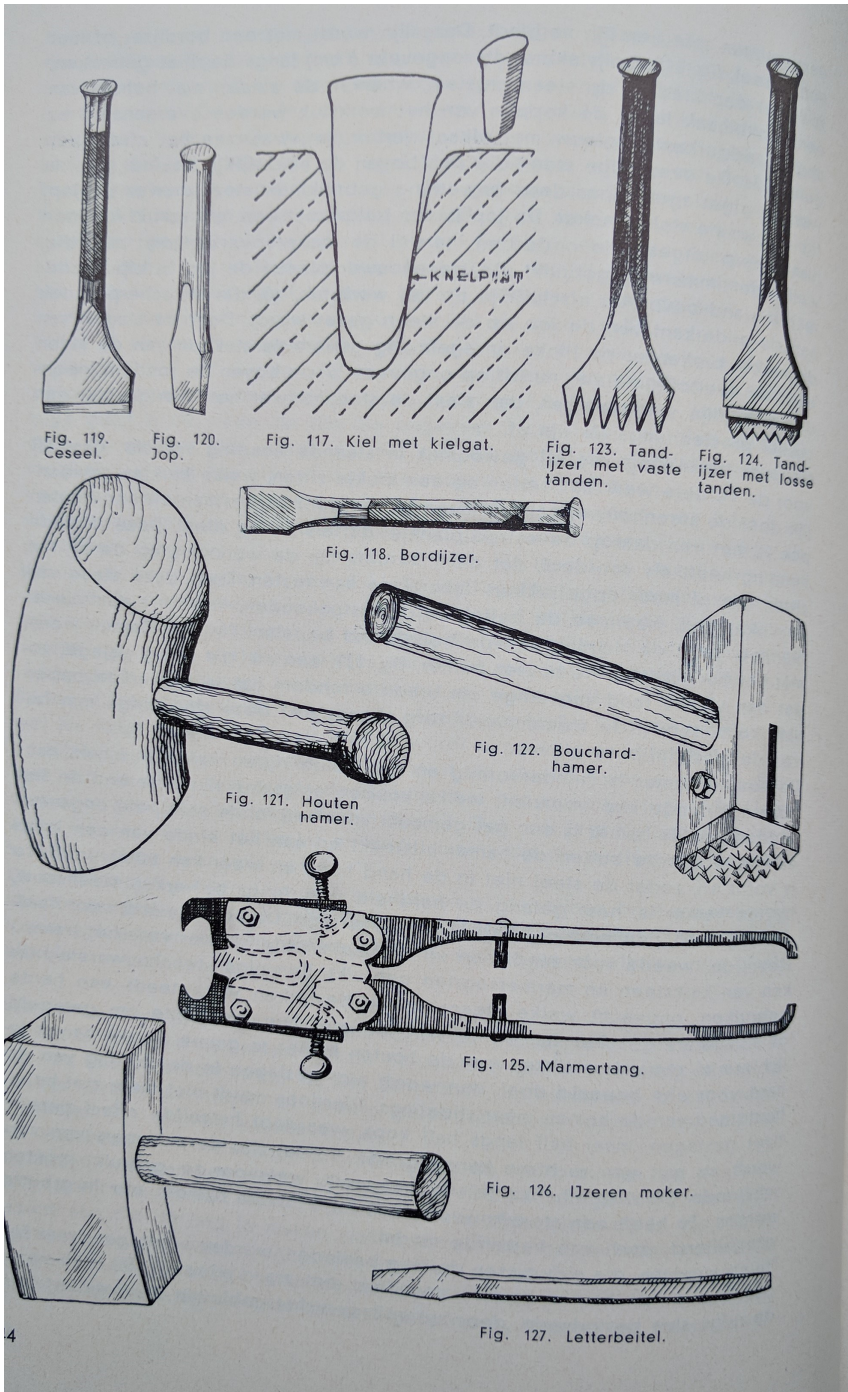


Fig. 84. Kalkmouw.



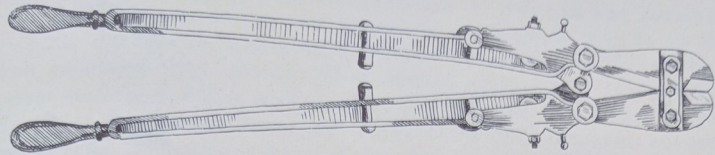


Fig. 144. Betonstaalschaar.

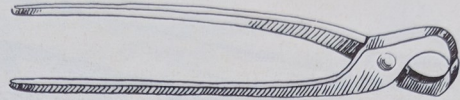


Fig. 143. Draadkniptang.




Fig. 145. Betonstaalschaar.

Fig. 146. Betonstaalschaar.




Fig. 147. Betonstaalknipmachine met elektromotor.

Fig. 148. Buig- of plooi bank.

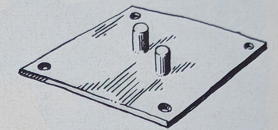



Fig. 149. Plooiplaatje.




Fig. 150. Plooi staaf.




Fig. 151. Buigtoestel met paloverbrenging.

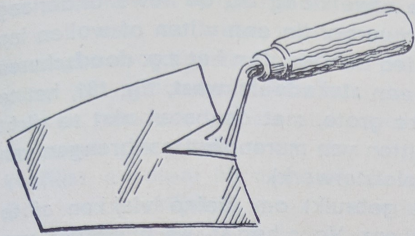


Fig. 175. Stukadoortroffel.

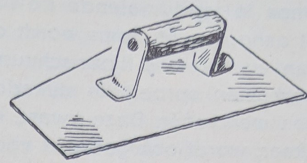


Fig. 177. Raapspaan.

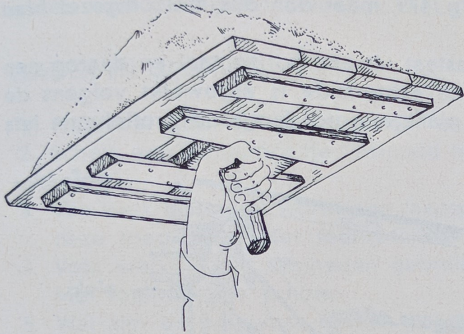


Fig. 176. Spaarbord.



Fig. 178. Raapbord.

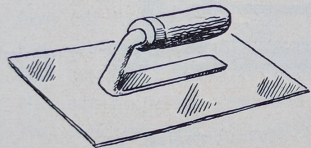


Fig. 179. Pleisterspaan of Amerikaan.

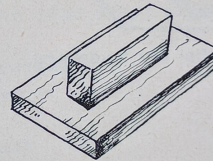


Fig. 180. Schuurbordje.




Fig. 181. Stukadoorskwest.




Fig. 182. Kleine pleistertroffel.




Fig. 169. Troffel van de granitowerker.




Fig. 170. Kleine troffel.

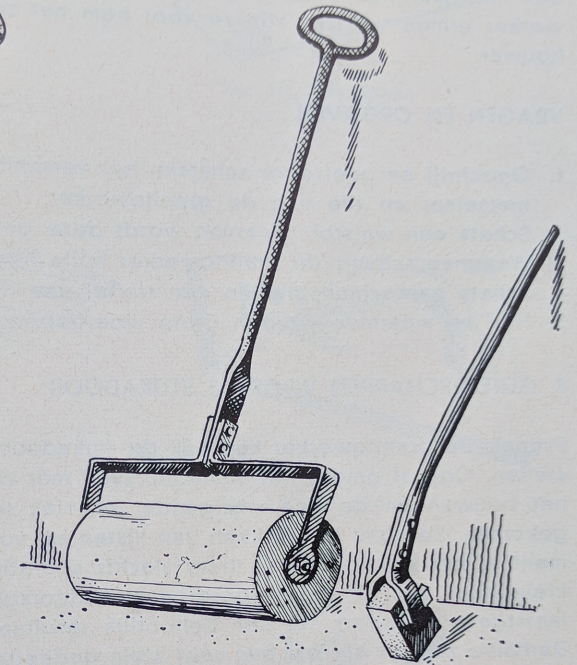


Fig. 171. Walsrol.

Fig. 172. Schuursteel.



Fig. 173. Klemlatten voor het schuren van inwendige hoeken.

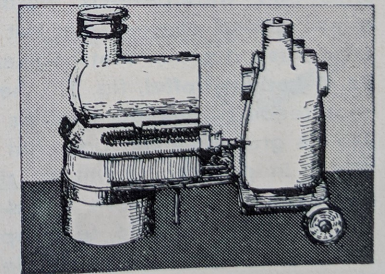
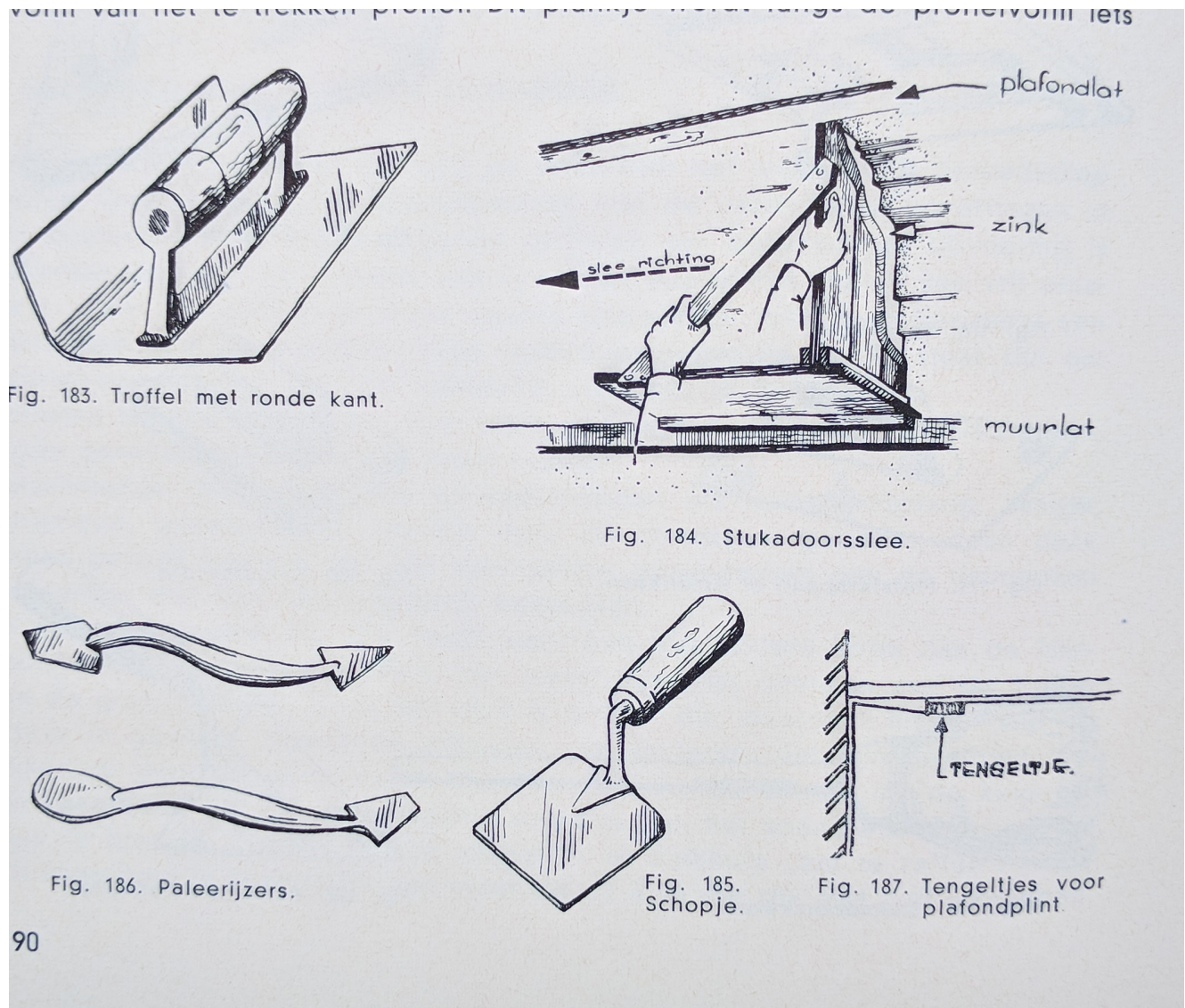
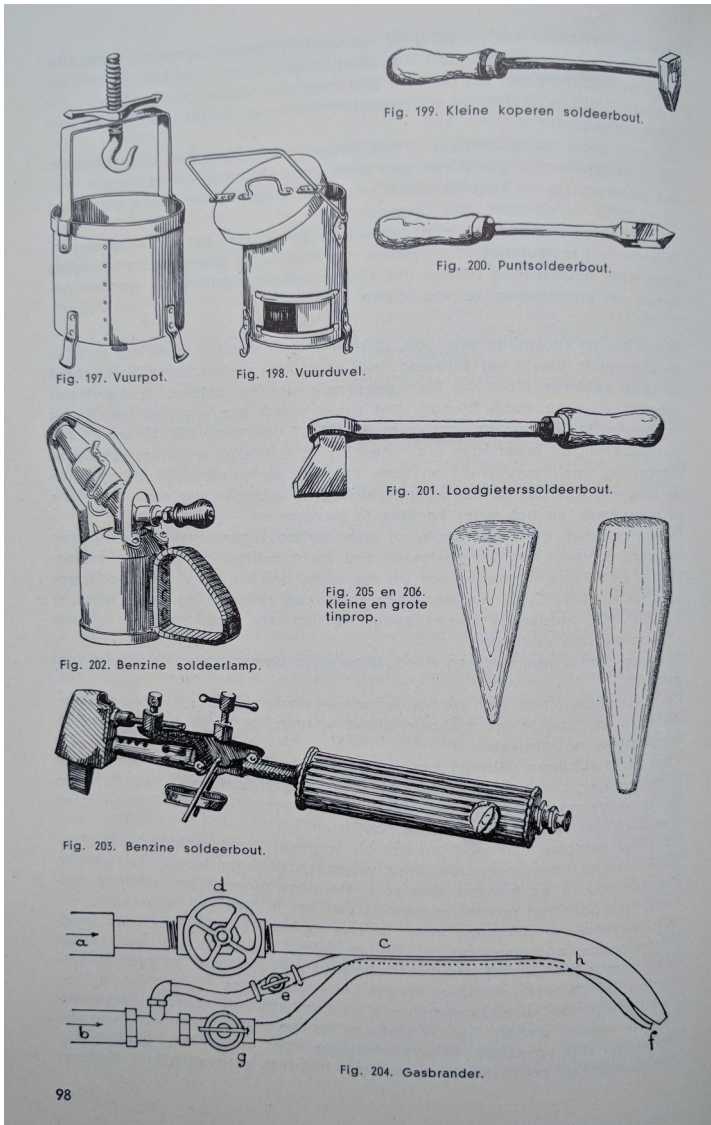


Fig. 174. Schuurmachine.



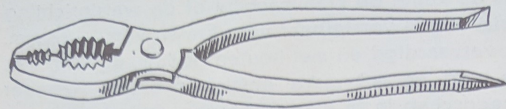


Fig. 222. Fitterstang.



Fig. 223. Kettingpijptang.

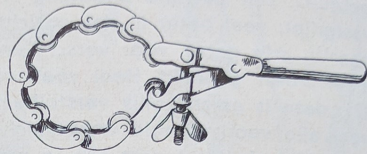


Fig. 224. Ledenpijpesnijtang.

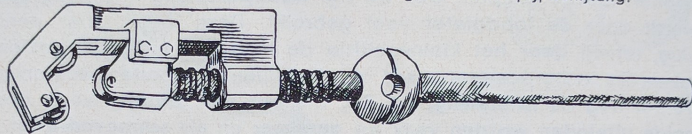


Fig. 225. Pijpesnijder met drie wieltjes.

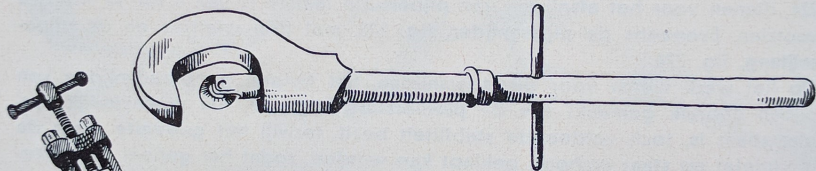


Fig. 226. Pijpesnijtang.

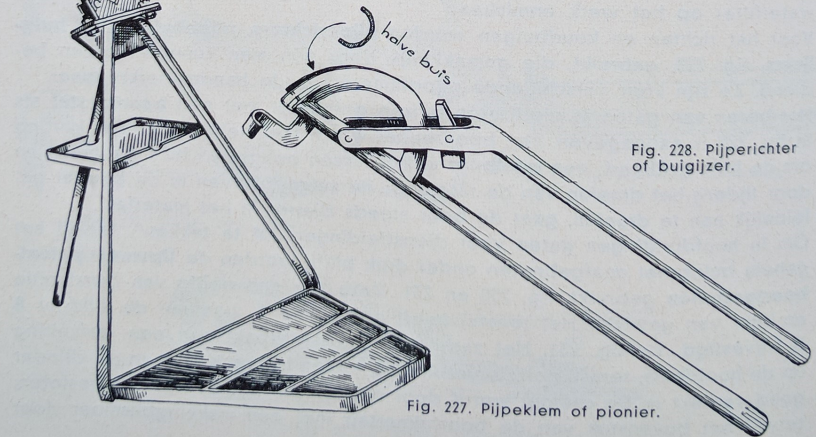


Fig. 227. Pijpeklem of pionier.

Fig. 228. Pijperichter of buigijzer. A pipe straightener with a curved handle.

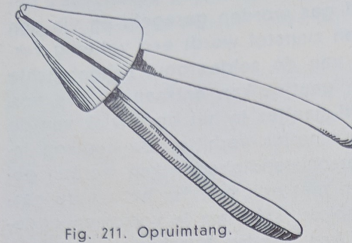


Fig. 211. Opruimtang.

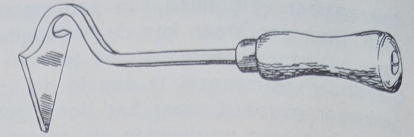


Fig. 217. Driekante lood- en zinkschraper.

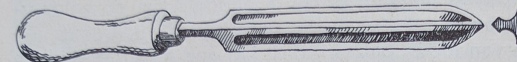


Fig. 212. Loodschraper.



Fig. 213. Loodklopper.



Fig. 218. Gereedschapszak.

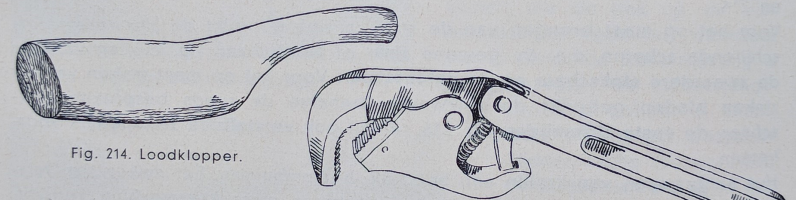


Fig. 214. Loodklopper.

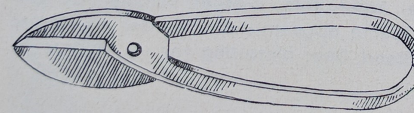


Fig. 215. Zink- of handschaar.

Fig. 219. Blanke grijptang. A pair of open-end pliers.



Fig. 216. Vaste zinksnijder.

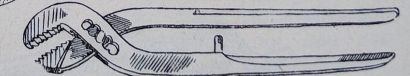


Fig. 220. Waterpomptang.

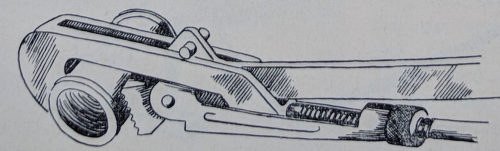


Fig. 221. Zweedse pijptang.

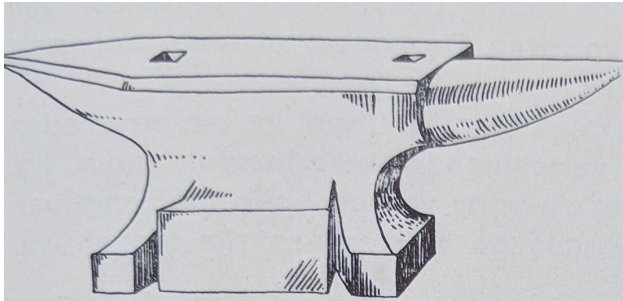


Fig. 249. Aambeeld.




Fig. 248. Aambeeld met smeedhamer a en zijhamer b.




Fig. 247. Veldsmidse.



Fig. 250. Engelse bankhamer.



Fig. 251. Klinkhamer.

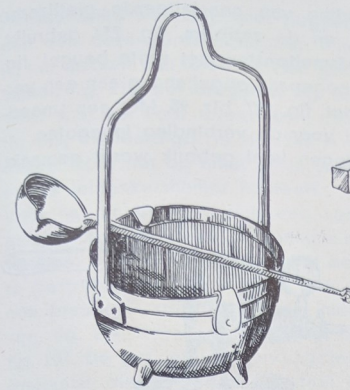


Fig. 235. Loodsmeltpot met vaste beugel.



Fig. 237. Loodmes.

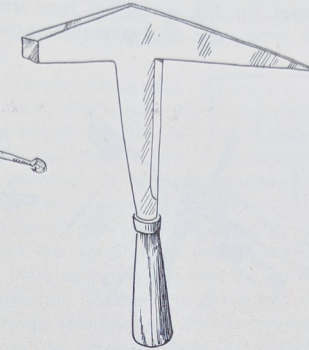


Fig. 238. Leidkeshamer.

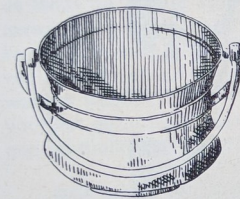


Fig. 236. Loodsmeltpot met losse beugel.

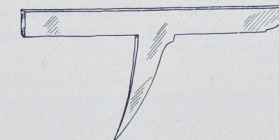


Fig. 239. Brugijzer.

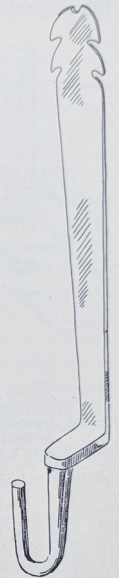


Fig. 240. Rooihaak.

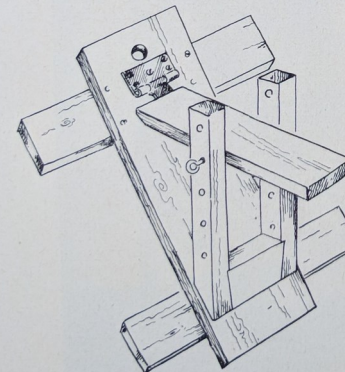


Fig. 242. Houten dakstoel.

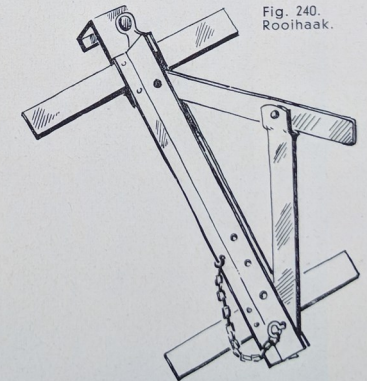


Fig. 241. Stalen dakstoel.

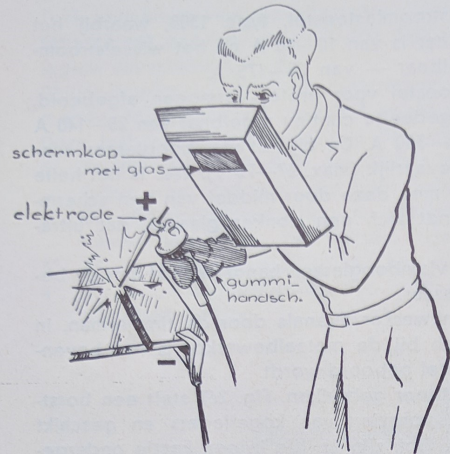


Fig. 266. Schets van het elektrisch vlamboogglassen.

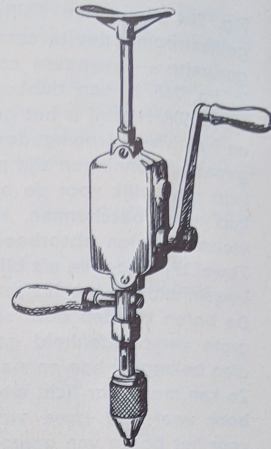


Fig. 267. Borstboor.

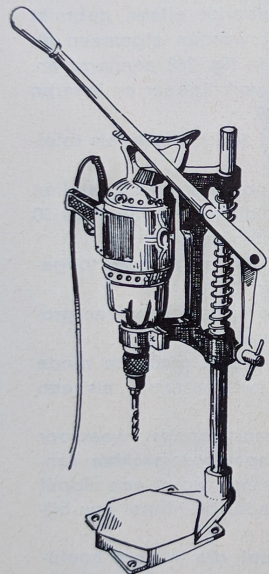


Fig. 268. Elektrische boormachine met standaard.

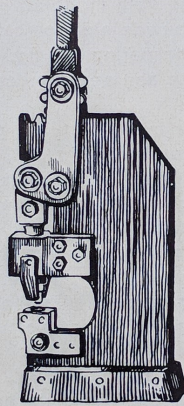


Fig. 273. Hefboomponsmachine.

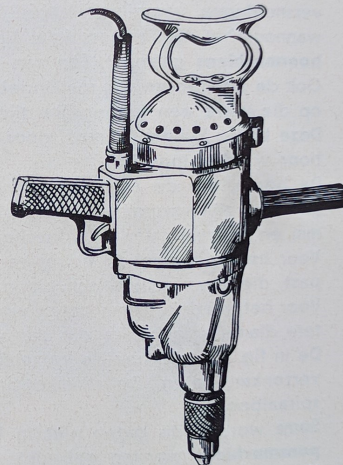


Fig. 269. Elektrische handboormachine.



Fig. 270. Spiraalboor.



Fig. 271. Ruimer.



Fig. 272. Verzenkboor of riffelkopboor

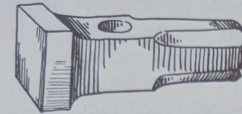


Fig. 252. Zetvlakhamer.

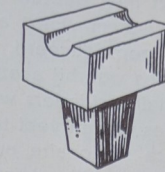


Fig. 254. Zeal of zadel.

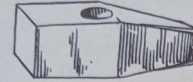


Fig. 253. Zetklinkhamer.



Fig. 255. Hoorn.




Fig. 256. Ronde en platte smeedtang.



Fig. 257. Snapper of dopper.

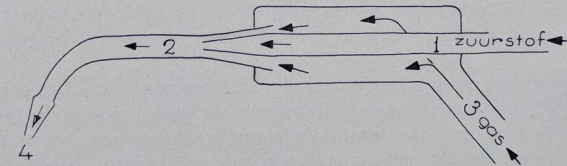


Fig. 258. Schema van een autogeen lasbrander.

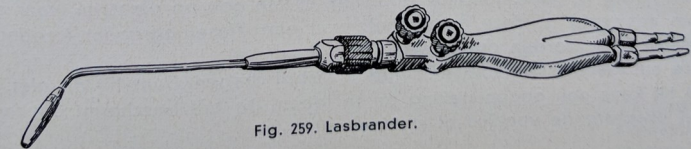


Fig. 259. Lasbrander.

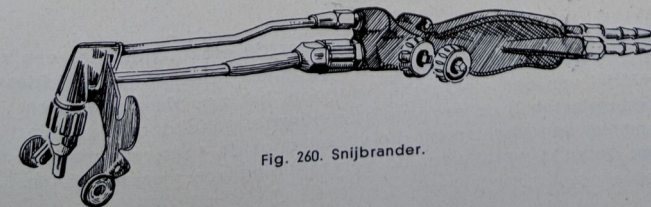


Fig. 260. Snijbrander.




Fig. 281. Gaffelsleutel.

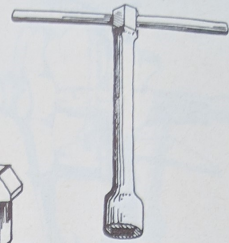


Fig. 284. Sok- of dop-sleutel.

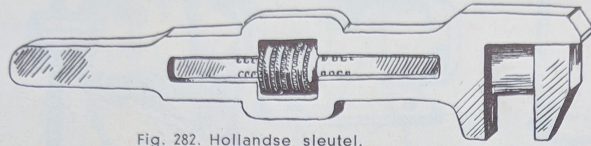


Fig. 282. Hollandse sleutel.




Fig. 283. Zakmoersleutel.

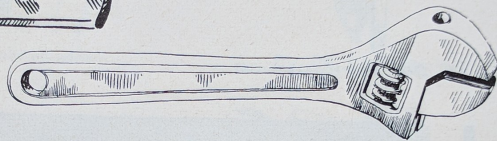


Fig. 283a. Bakosleutel.



Fig. 285. Krompasser.



Fig. 286. Binnenpasser.

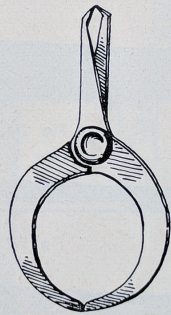


Fig. 287. Binnen- en buitenpasser.

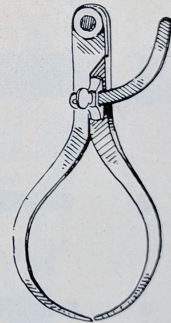


Fig. 288. Kromme boogpasser.

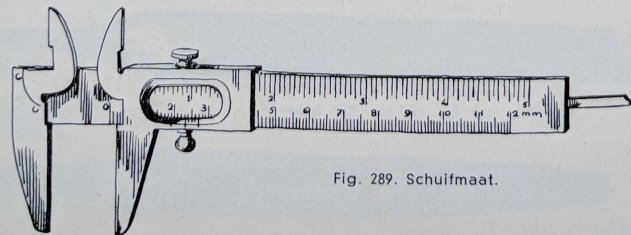


Fig. 289. Schuifmaat.

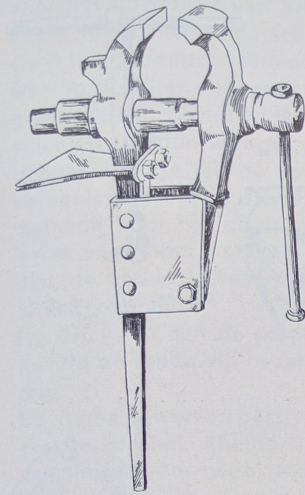


Fig. 274a. Staartbankschroef.

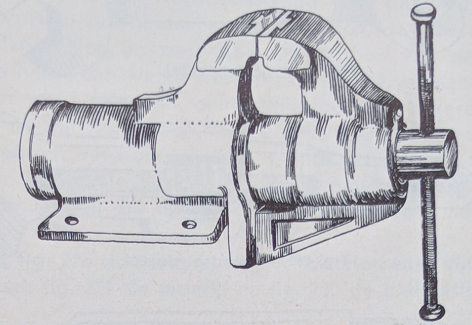


Fig. 274. Parallelbankschroef.




Fig. 275. Platte vijl.




Fig. 276. Blokvijl.



Fig. 277. Vierkante vijl.



Fig. 278. Ronde vijl.



Fig. 279. Mesvijl.




Fig. 280. Halfronde rasp.

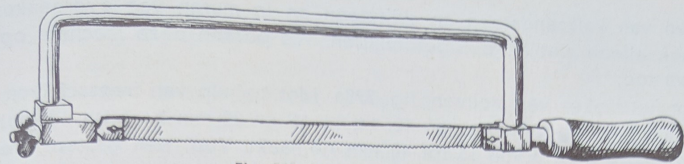


Fig. 300. Metaalzaag.



Fig. 301. Els of priem.




Fig. 302. Kruk- of fretboor.




Fig. 299. Spiritusbrandertje.




Fig. 303. Rawplugboor.



Fig. 304. Rijnplug.



Fig. 308. Punt-schietlood.



Fig. 305. Mason masterboor.

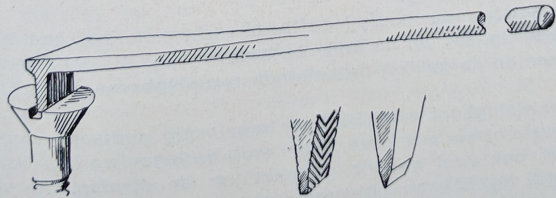


Fig. 307. Schroevendraaier.

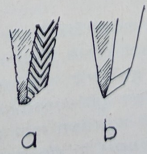


Fig. 306. Einden van een schroevendraaier.

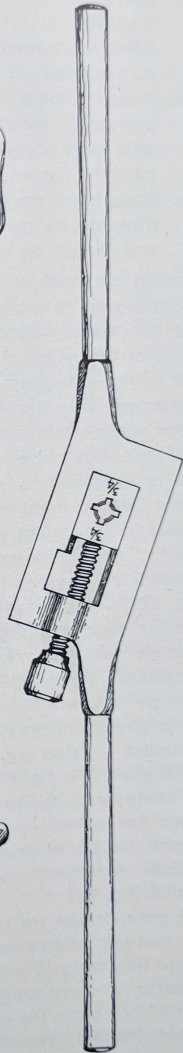


Fig. 309. Union-snij-ijzer.



Fig. 290. Doos met draadsnijgereedschap.

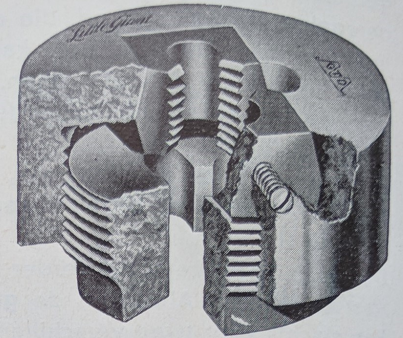


Fig. 295. Snijblok.

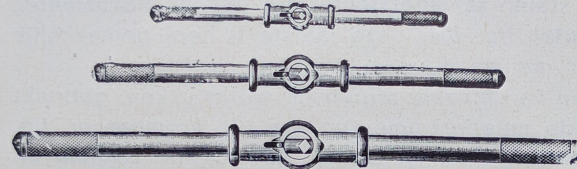


Fig. 291. Verstelbare wringijzers.




Fig. 296. Huls.



Fig. 292. Tap.




Fig. 297. Geleider.



Fig. 298. Snijkussen.

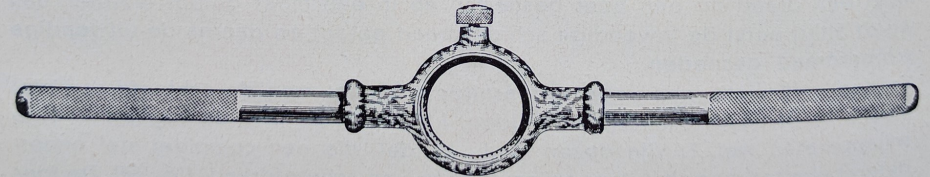


Fig. 293. Snij-ijzer (zonder blok).



Fig. 294. Snij-ijzer met blok.

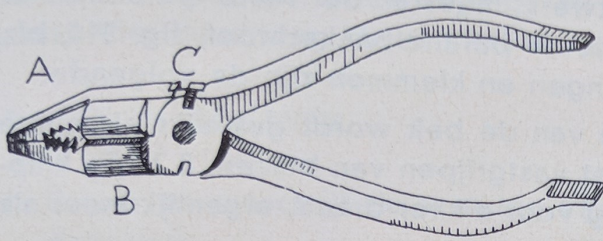


Fig. 317. Combinatietang.

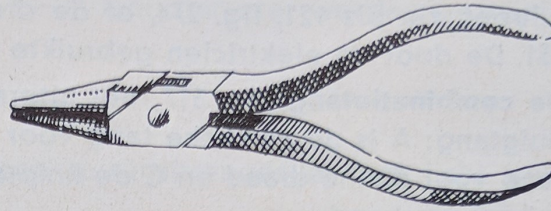


Fig. 320. Ronde buigtang of rondtang.

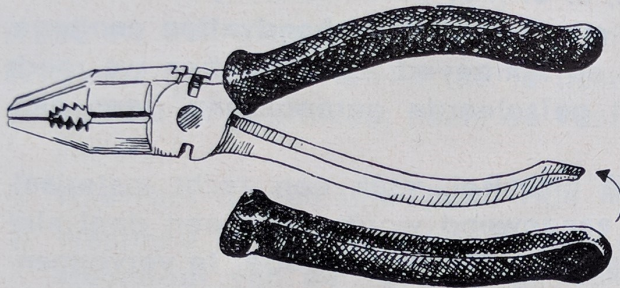


Fig. 318. Combinatietang met geïsoleerde handvatten.

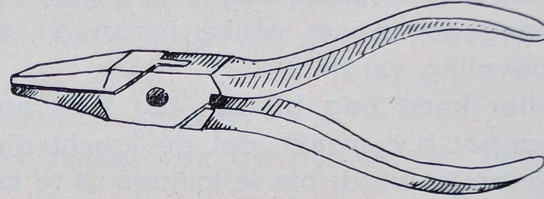


Fig. 321. Platte buigtang.

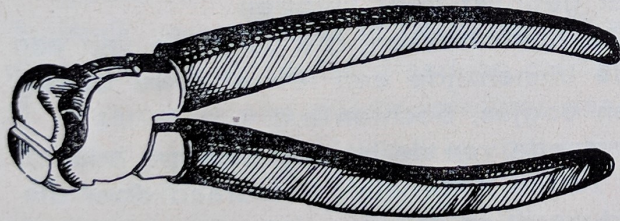


Fig. 319. Kopkniptang.

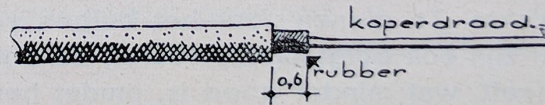


Fig. 322. Schoonmaken v.e. elektrische draad.

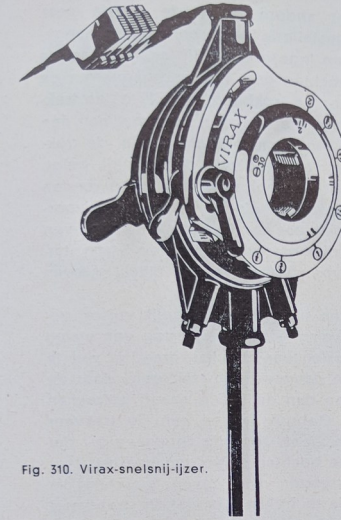


Fig. 310. Virax-snelsnij-ijzer.

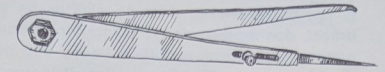


Fig. 313. Hartpasser.

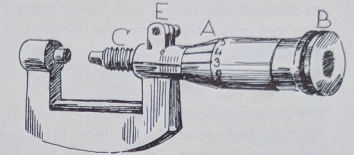


Fig. 314. Micrometer.




Fig. 311. Trekband.

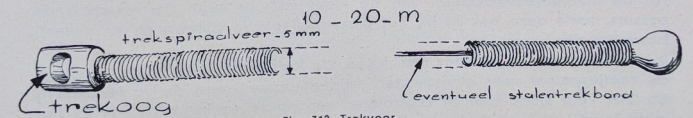


Fig. 312. Trekveer.



Fig. 315. Duimstok.

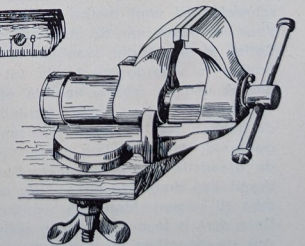


Fig. 316. Draaibare parallelbankschroef.

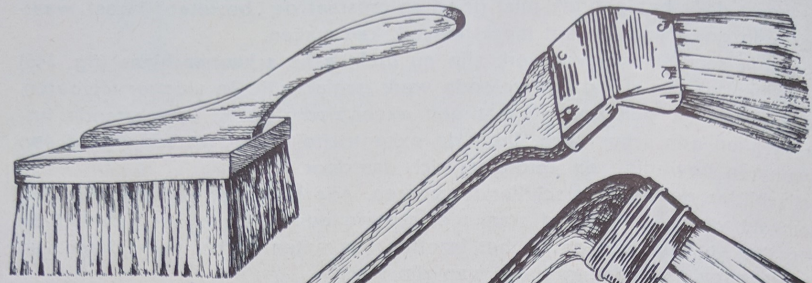


Fig. 341. Tamponeerborstel.

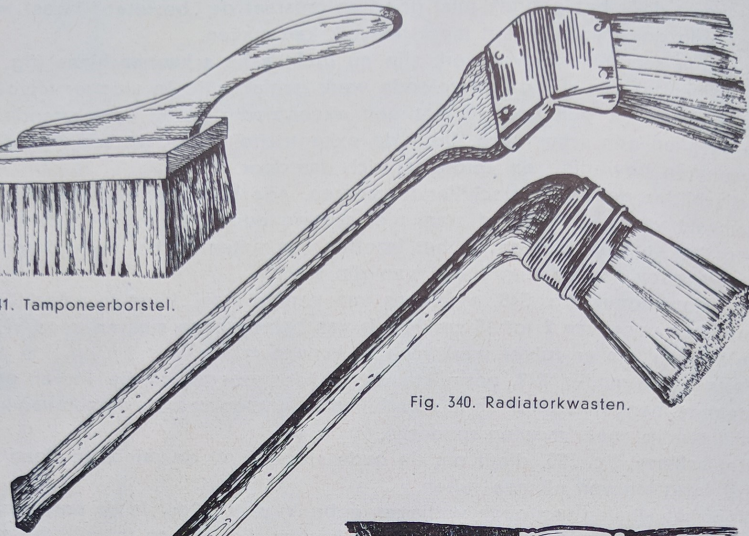


Fig. 340. Radiatorkwasten.



Fig. 343. Stompe letterzetter.

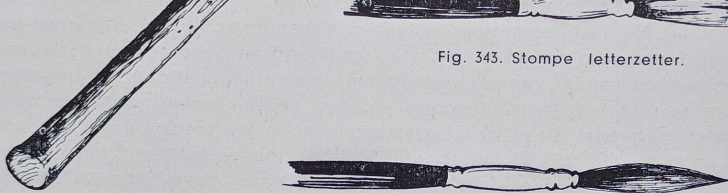


Fig. 344. Langpuntige letterzetter.

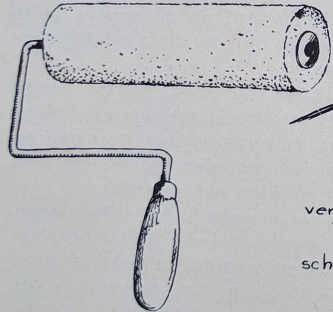


Fig. 342. Tamponeerroller en verroller.

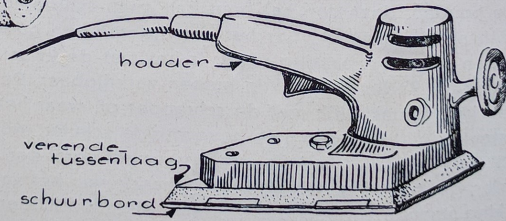


Fig. 346. Elektrische schuurmachine.




Fig. 345. Biezentrekkers of sleepers.



Fig. 347. Stopmes.




Fig. 334. Platte lakkwasten

Fig. 335. Platte slechtkwast.

Fig. 336. Platte lijmverkwast.

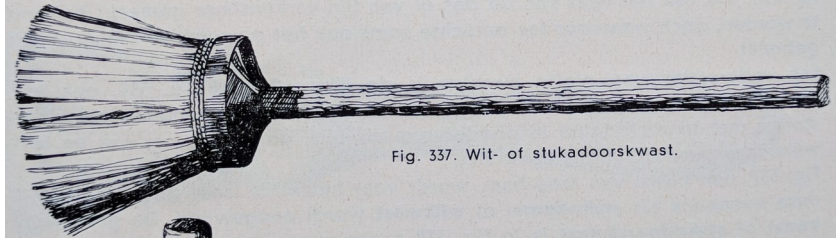


Fig. 337. Wit- of stukadoorskvast.




Fig. 338. Vierkante witkwast.

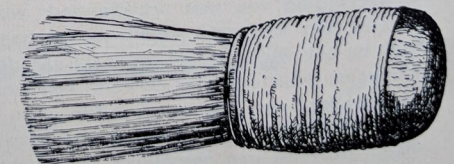
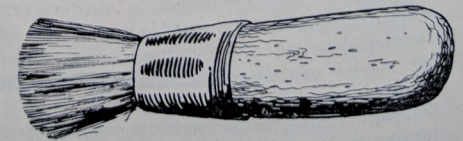


Fig. 339. Sjabloneerkwasten.



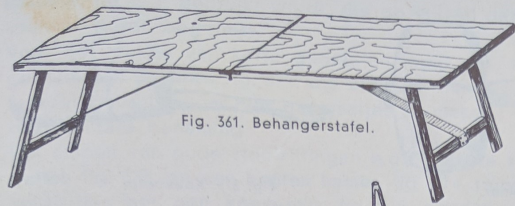


Fig. 361. Behangerstafel.

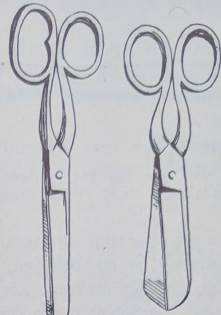


Fig. 363. Fig. 262.
Lange en korte behangerschaar.

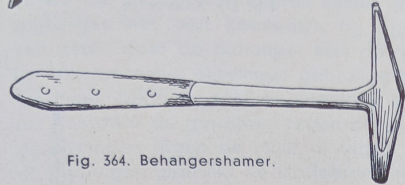


Fig. 364. Behangershamer.

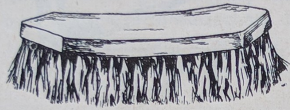


Fig. 365. Grondschiuer.




Fig. 366. Smeerboender.

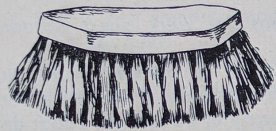


Fig. 367. Fladder.




Fig. 368. Linoleummes.

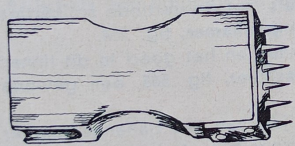


Fig. 369. Singelspanner.

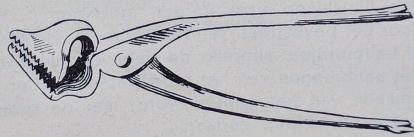


Fig. 370. Singeltang.



Fig. 372. Bros.




Fig. 371. Tapijtspanner.



Fig. 373. Sloopbeitel.

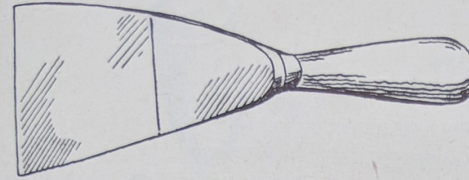


Fig. 348. Plamuurmes.

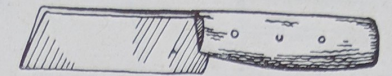


Fig. 350. Hakmes.

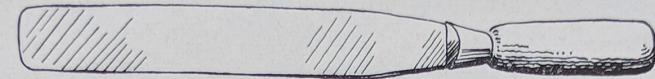


Fig. 349. Tempermes.




Fig. 353. Prentbrander.

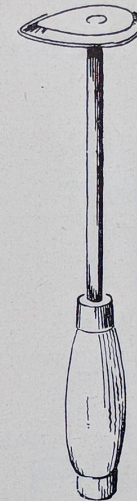


Fig. 352. Eivormige
schraper.

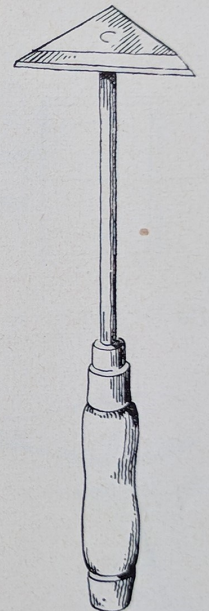


Fig. 351. Driekante
schraper.

... van de doos over




Fig. 327. Bandkwast.




Fig. 328. Bandkwast.



Fig. 329. Verf- of lakkwast (rond).

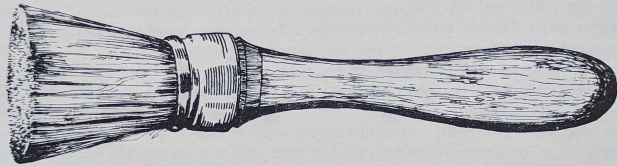


Fig. 330. Verf- of lakkwast (ovaal, beitelvormig).




Fig. 331. Patent punkwast.
Voorgebonden.

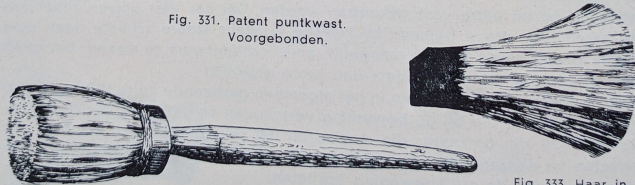


Fig. 332. Patent lijkwast.

Fig. 333. Haar in
bakeliet gezet en
daarna tot blokje
verhard.

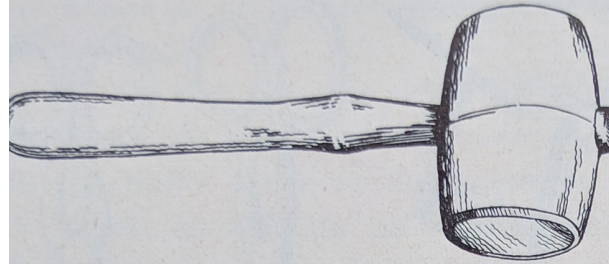


Fig. 374. Houten hamer.



Fig. 375. Koevoetje.

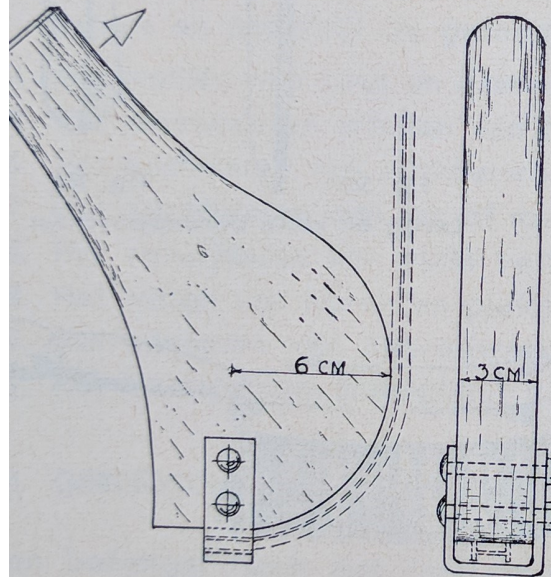


Fig. 377. Buigblok.




Fig. 376. Ruimer.

est blijkt te voldoen. De sch...


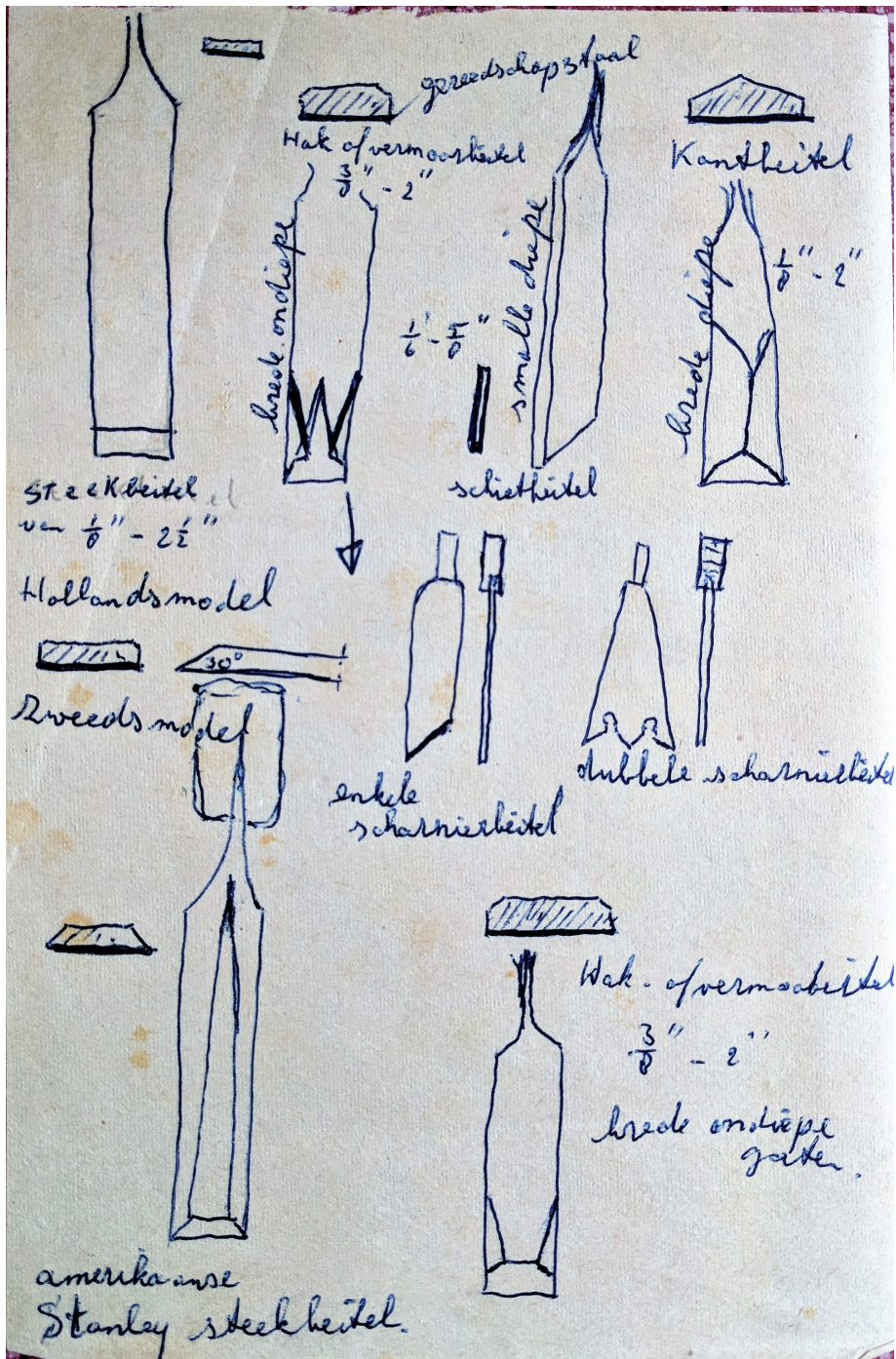


Fig. 327. Bandkwast.




Fig. 328. Bandkwast.



Fig. 329. Verf- of lakkwast (rond).

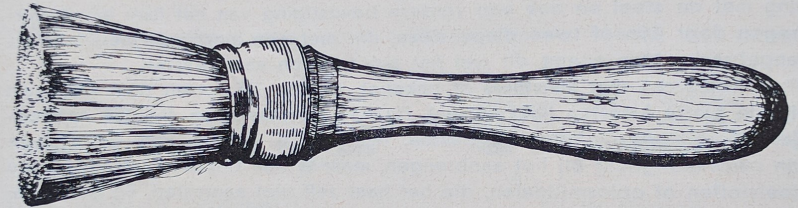


Fig. 330. Verf- of lakkwast (ovaal, beitelvormig).




Fig. 331. Patent puntkwast.
Voorgebonden.

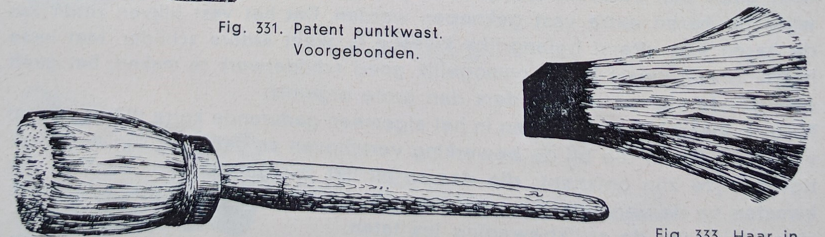


Fig. 332. Patent lijkkwast.

Fig. 333. Haar in bakeliet gezet en daarna tot blokje verhard.

GEREEDSCHAPPEN
STEIGERS EN
WERKTUIGEN
IN HET BOUWVAK

